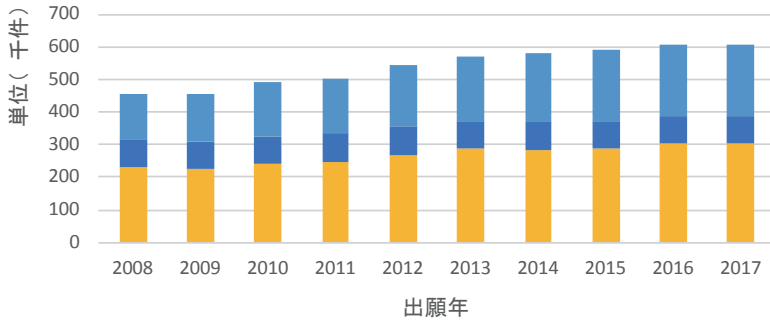


## データで見る特許事情

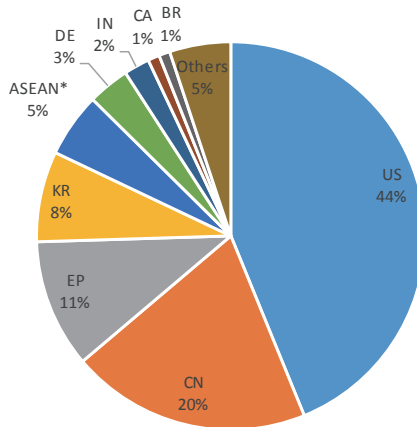
### USPTOにおける出願構造の変化



■ National applicant ■ Japanese Applicant ■ Foreign Applicant (without Japanese)

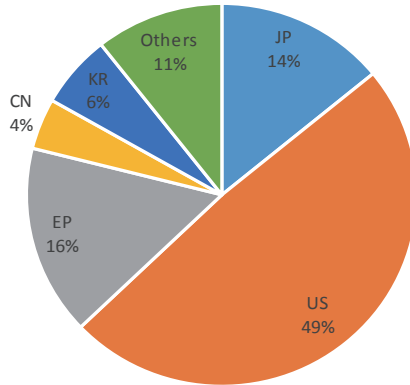
米国特許出願は国外からの比率が漸増傾向

### 日本から海外への特許出願件数の割合 (2016)



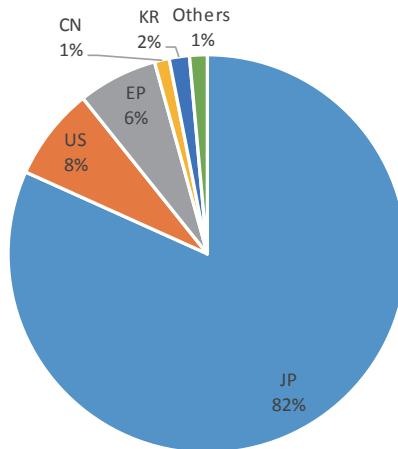
日本から海外への特許出願は、米国向けと中国向けで6割を超える

### USPTOにおける出願構造 (2016)



米国における特許出願は、国内からのものが約半数

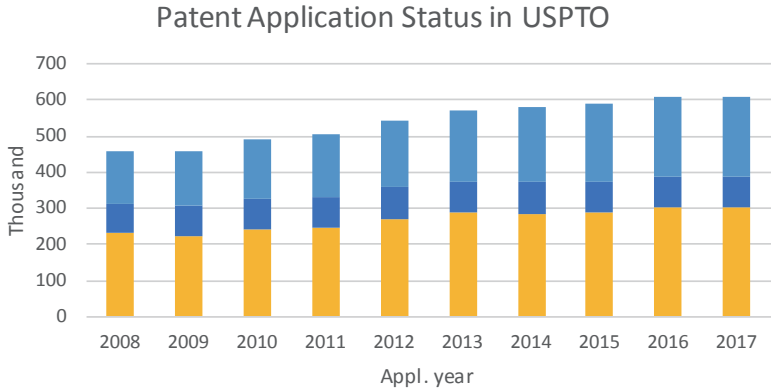
### JPOにおける出願構造 (2016)



日本における特許出願は国内からのものが8割以上を占める

(特許庁年報 2018 年度版より抜粋)

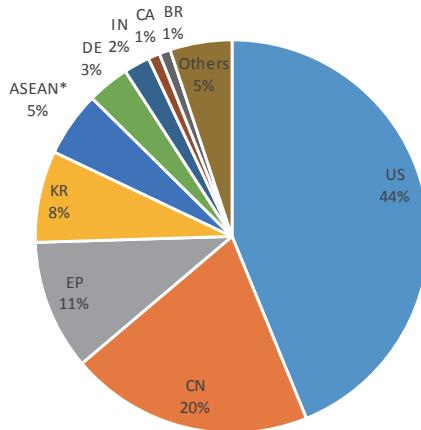
## Patent Statics



■ National applicant ■ Japanese Applicant ■ Foreign Applicant (without Japanese)

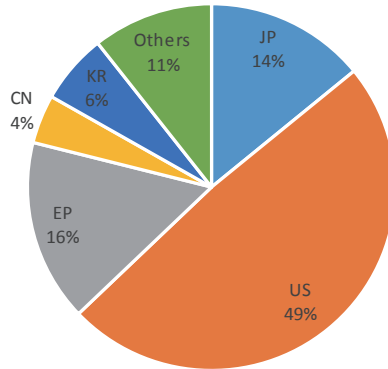
In the United States, the proportion of overseas patent applications gradually increases.

### Patent Applications from Japan to Overseas(2016)



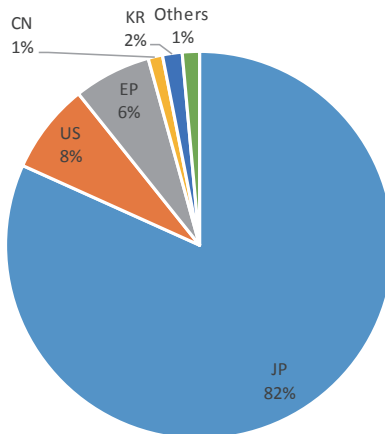
The total to the US and China exceeds 60% of patent applications from Japan to overseas.

### Patent Application status in 2016 (USPTO)



Approximately half of the US patent applications are from domestic.

### Patent Application status in 2016 (JPO)



More than 80% of Japanese patent applications are from domestic.

(Source : JPO Annual Report 2017)